




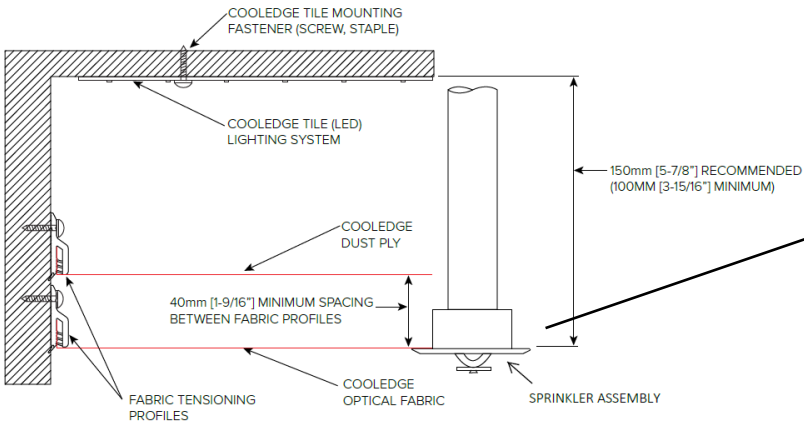
SPECIALTY ILLUMINATION SOLUTIONS

FLUSH MOUNT FIRE SPRINKLER DETAIL


An important feature of the Cooledge Flush Mount solution is the ability to accommodate fire suppression systems that may be present in the ceiling cavity.

Fire sprinklers are easily integrated into luminous ceiling by simply cutting an opening in the dust ply and optical fabric and finishing with a flanged trim piece.

THE DETAILS



SIMPLE TO INSTALL



Cooledge recommends that components of the sprinkler including the head and body be painted white to reduce shadowing

Sprinkler assembly including "escutcheon" – a press-to-fit flange that acts as a trim piece

Cooledge's TILE Lighting System has been designed to allow for penetrations with a unique "cut-out" TILE that can be field cut to accommodate sprinklers in any location



1. Cut holes in the dust ply and fabric diffuser



2. Press the escutcheon into place until secured

Create luminous ceilings that deliver immersive illumination experiences from wall to wall